

Kontribusi Finansial



Hampir lima dekade lamanya PT Freeport Indonesia (PTFI) telah bekerja sama dan memberikan kontribusi terhadap pertumbuhan ekonomi lokal dan nasional, serta menjadi mitra strategis Indonesia. Sampai saat ini PTFI telah berinvestasi sebesar US\$ 18 miliar, termasuk US\$ 11 miliar untuk pengembangan Tambang Bawah Tanah dan memberikan kontribusi terhadap Pendapatan Domestik Bruto Nasional sebesar lebih dari US\$ 71 miliar sejak 1992.

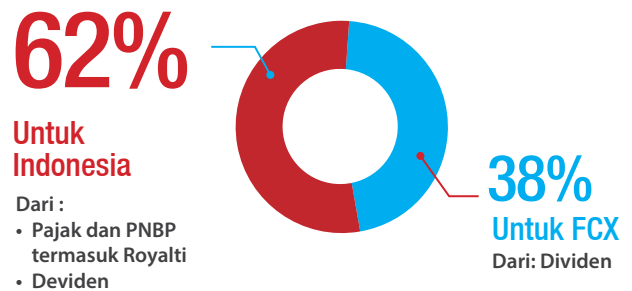
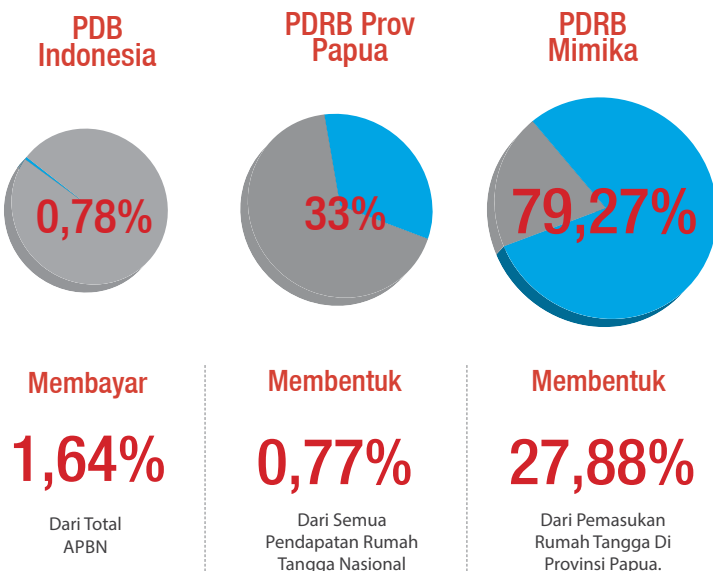
Manfaat Langsung Bagi Indonesia Dari Pajak, Royalti, Dividen, Bea dan Pembayaran Lainnya		2021	1992-2021
		US\$ 2 miliar	US\$ 23,1 miliar
Manfaat Tidak Langsung Pembayaran Gaji Karyawan, Pembelian Dalam Negeri, Pengembangan Masyarakat, Pembangunan Daerah dan Investasi Dalam Negeri		2021	1992-2021
		US\$ 4 miliar	US\$ 53,1 miliar

Jenis Penerimaan	1992-2009	2010	2011	2012	2013	2014	2015	2016	2017	2018	2019	2020	2021	TOTAL
Dividen Pemerintah	918	169	202	-	-	-	-	-	135	180	-	-	234	1,836
Royalti	980	185	188	76	101	118	122	116	151	295	135	132	319	2,918
Pajak & Pungutan Lainnya**	7,569	1,568	1,993	904	383	421	245	307	470	1,720	815	461	1,448	18,305
Total	9,465	1,922	2,383	980	484	539	367	423	756	2,195	950	593	2,001	23,059

** Pajak dan Pungutan Lainnya meliputi: PPh Badan, PPN, PBB, Iuran Tetap, Pajak Penghasilan Karyawan, PDDB, Bea Masuk, Pajak & Retribusi Daerah, dll.

Kajian LPEM-UI pada dampak ekonomi dari operasi PTFI di Papua dan Indonesia tahun 2018

Pembagian Manfaat Finansial Langsung dari tahun 1992-2021



- Total manfaat langsung ini melebihi jumlah yang dibayarkan PTFI jika beroperasi di negara-negara lain.
- Penyedia lapangan kerja swasta terbesar di Papua dan merupakan salah satu pembayar pajak terbesar di Indonesia

Penciptaan Kesempatan Kerja tahun 2019



Financial Contributions



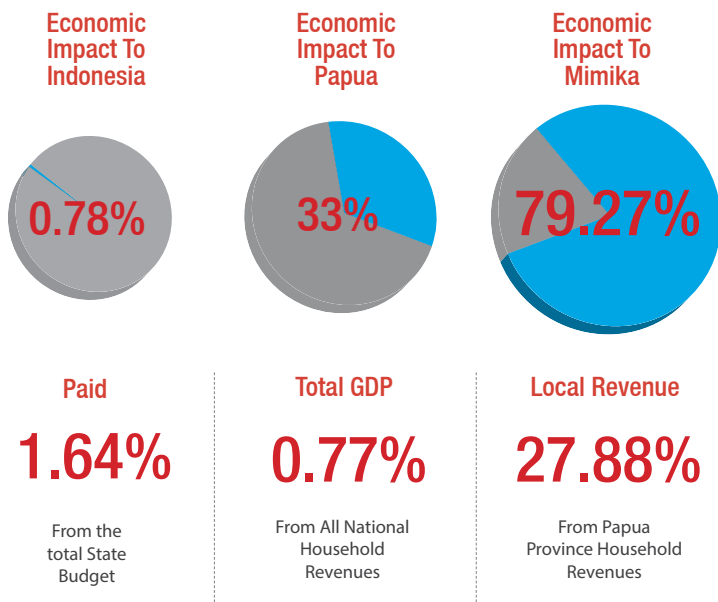
For almost five decades, PT Freeport Indonesia (PTFI) has contributed to national and local economic growth and become a strategic partner of Indonesia. PTFI has invested US\$18 billion to date, including US\$11 billion for Underground Development and contributed more than US\$71 billion to the National Gross Domestic Product since 1992.

Direct Benefits to Indonesia From Taxes, Royalties, Dividend, Fees and Other Payments		2021 US\$ 2 billion	1992-2021 US\$ 23.1 billion
Indirect Benefits Employee Payroll , Purchase of Domestic Goods, Community Development, Local Development, and Domestic Investment.		US\$ 4 billion	US\$ 53.1 billion

Revenues	1992-2009	2010	2011	2012	2013	2014	2015	2016	2017	2018	2019	2020	2021	TOTAL
Government Dividend	918	169	202	-	-	-	-	-	135	180	-	-	234	1,836
Royalties	980	185	188	76	101	118	122	116	151	295	135	132	319	2,918
Taxes and Other Charges**	7,569	1,568	1,993	904	383	421	245	307	470	1,720	815	461	1,448	18,305
Total	9,465	1,922	2,383	980	484	539	367	423	756	2,195	950	593	2,001	23,059

** Taxes and Other Charges include : Corporate Income Tax, Value Added Tax, Land & Building Tax, Dead Rent, Employee Income Tax, Withholding Taxes, Import Duty, Regional Taxes and Retribution, etc.

LPEM-UI study on the impact of the multiplier effect from PTFI operations in Papua and Indonesia in 2018



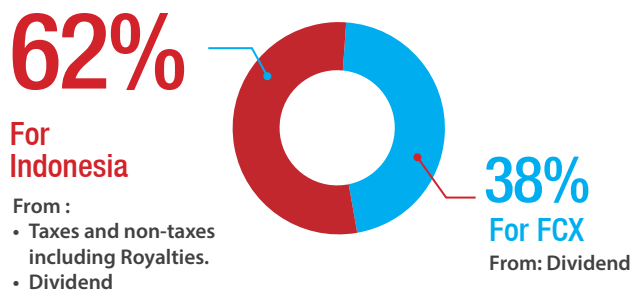
From the total State Budget

From All National Household Revenues

From Papua Province Household Revenues



Direct Financial Benefit Sharing from 1992-2021



- The total direct benefits exceed the amount paid by PTFI when operating in other countries .
- Largest private employer in Papua and one of the largest taxpayers in Indonesia

Creating job opportunities

